

# OCT

## Product Catalog



Bright Ideas in Dental Implants



# Illuminating

Dear Customer,

Thank you for allowing Southern Implants Inc. the opportunity to provide solutions which we hope meet or exceed your expectations.


Southern Implants has been producing innovative, high quality dental implants and accessories for over 20 years, and distributing these products throughout Europe, Australia and South Africa. In recent years, we have introduced our products to the North American, Asian, South American and the Middle Eastern markets. Our headquarters are in Irvine, California where we have a state-of-the-art manufacturing facility and we continue to provide superior technical support and customer service for which Southern is well known.

Our range of implant products is broad, fulfilling both niche and standard requirements for all specialties. If you wish, at any time, to discuss Southern's products, ongoing developments, and future research, or if you have any suggestions which you feel would help us serve you better, please call me directly at 1-866-700-2100, ext. 225.

Again, thank you for allowing Southern Implants, Inc. to satisfy your implant requirements, and I look forward to speaking with you in the future.



Michael A. Kehoe  
Southern Implants, Inc.  
Chief Executive Officer



## OCT-XT Tapered Implants

Ø4.0 mm & Ø5.0 mm, Internal Octagon, Morse Taper .....	4
Prosthetic Options (using Ø4.8 mm components) .....	5
Ø6.0 mm, Internal Octagon, Morse Taper .....	6
Prosthetic Options (using Ø6.5 mm components) .....	7

## MAX-IT Implants

Ø7.0 mm, Internal Octagon, Morse Taper .....	8
Prosthetic Options (using Ø4.8 mm components) .....	9
Ø8.0 mm & Ø9.0 mm, Internal Octagon, Morse Taper .....	10
Prosthetic Options (using Ø6.5 mm components) .....	11

## OCT-XT 12° Co-Axis Implants

Ø5.0 mm, Internal Octagon, Morse Taper .....	12
Prosthetic Options (using Ø4.8 mm components) .....	13

## OCT-XP Parallel Implants

Ø3.3 mm, Ø4.1 mm & Ø4.9 mm, Internal Octagon, Morse Taper .....	14
Prosthetic Options (using Ø4.8 mm components) .....	15

<b>OCT-XT (Tapered), OCT-XP (Parallel) &amp; OCT-XT 12° Co-Axis Surgical Tray</b> .....	16
---	----

<b>MAX-IT Surgical Tray</b> .....	17
-----------------------------------	----

## Overdenture Prosthetic Options

Locator .....	18
---------------	----

## Membranes

Non-Resorbable Membranes .....	20
Resorbable Membranes & PTFE-Sutures .....	21

<b>Surgical Motors</b> .....	22
------------------------------	----

*Note: Product specifications are subject to change without notice.  
Not all items illustrated are at actual size.*



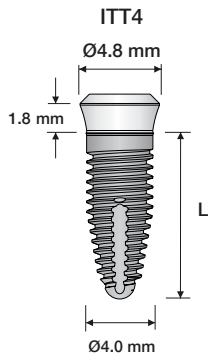
# OCT-Xt (ITT) Tapered Implants Ø4.0 mm & Ø5.0 mm

Surgical

Ø4.8 mm, Internal Octagon

Prosthetic

IMPORTANT: OCT-Xt (ITT) Ø4.0 mm & Ø5.0 mm implants feature a Ø4.8 mm restorative platform



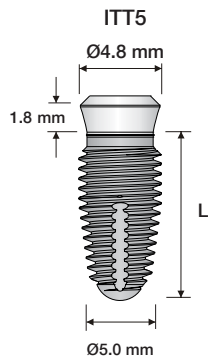
## OCT-Xt Ø4.0 mm

### Product Code

- ITT408
- ITT410
- ITT412
- ITT414

### Dimension

Ø4.0 mm x 8 mm Length  
Ø4.0 mm x 10 mm Length  
Ø4.0 mm x 12 mm Length  
Ø4.0 mm x 14 mm Length



## OCT-Xt Ø5.0 mm

### Product Code

- ITT508
- ITT510
- ITT512
- ITT514

### Dimension

Ø5.0 mm x 8 mm Length  
Ø5.0 mm x 10 mm Length  
Ø5.0 mm x 12 mm Length  
Ø5.0 mm x 14 mm Length




## Cover Screw

### Product Code

- TT0

### Dimension

Ø4.8 mm Cover Screw




## Healing Abutments

### Product Code

- TT1
- TT2
- TT3
- TT4.5

### Dimension

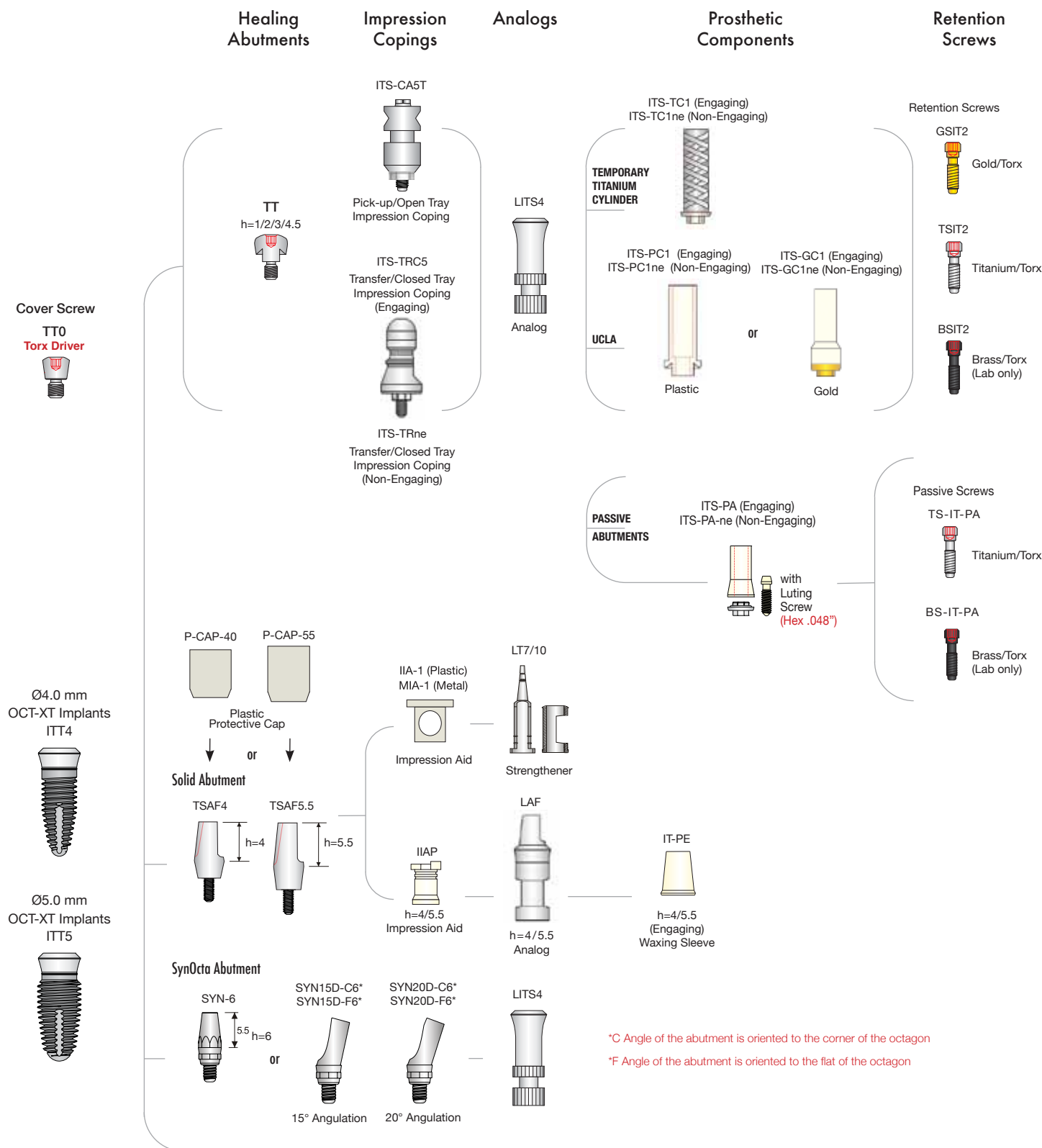
Ø4.8 mm x 1.0 mm Height  
Ø4.8 mm x 2.0 mm Height  
Ø4.8 mm x 3.0 mm Height  
Ø4.8 mm x 4.5 mm Height







IMPORTANT: OCT-XT (ITT) Ø4.0 mm & Ø5.0 mm implants feature a Ø4.8 mm restorative platform





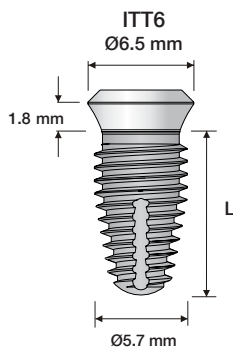
# OCT-Xt (ITT) Tapered Implants Ø6.0 mm

Surgical

Ø6.5 mm, Internal Octagon

Prosthetic

IMPORTANT: OCT-Xt (ITT) Ø6.0 mm implants feature a Ø6.5 mm restorative platform



## OCT-Xt Ø6.0 mm

### Product Code

- ITT608
- ITT610
- ITT612

### Dimension

Ø6.0 mm x 8 mm Length  
Ø6.0 mm x 10 mm Length  
Ø6.0 mm x 12 mm Length




## Cover Screw

### Product Code

- TT6-0

### Dimension

Ø6.5 mm Cover Screw



## Healing Abutments

### Product Code

- TT6-1
- TT6-2
- TT6-3
- TT6-5
- TT6-6

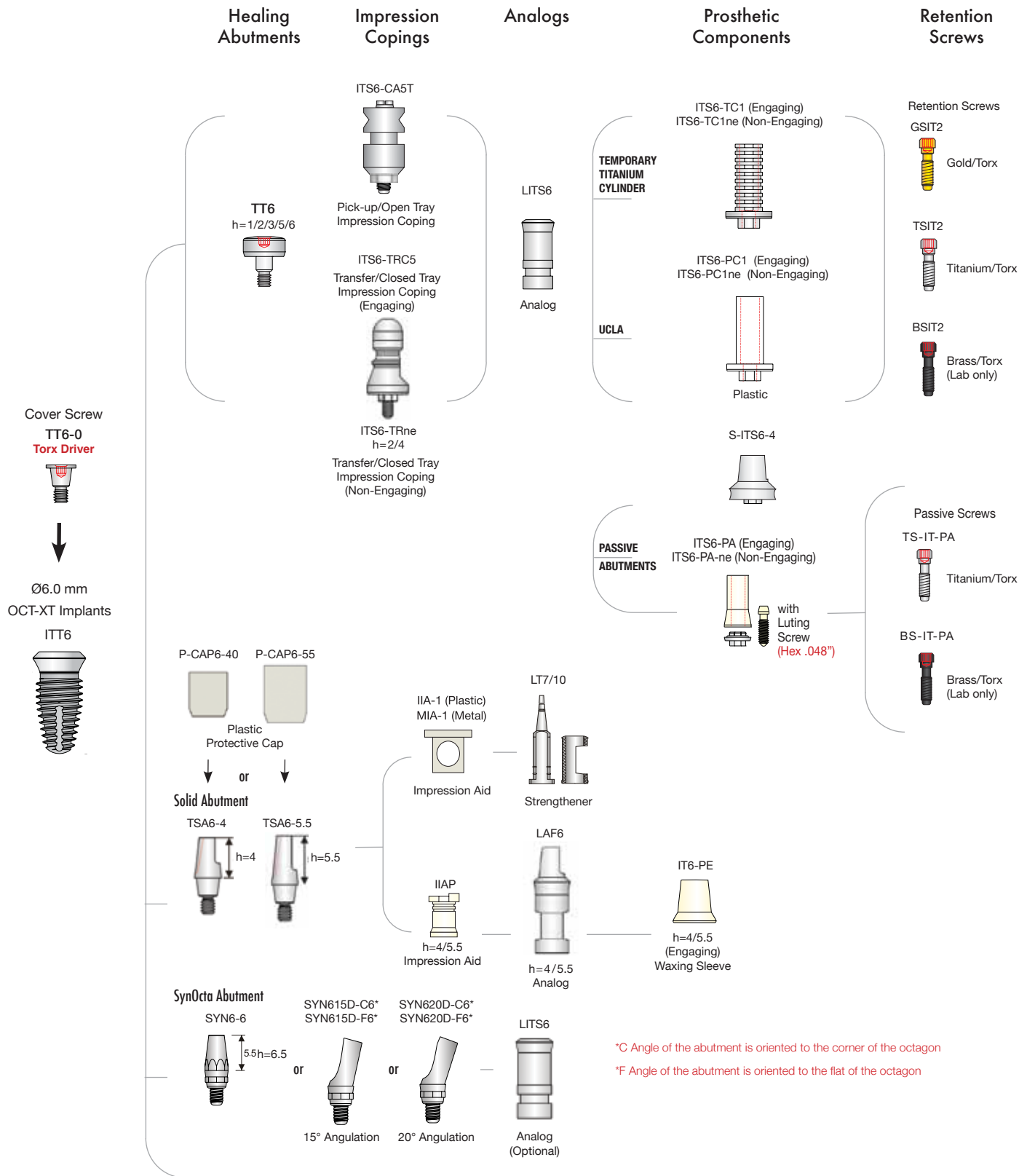
### Dimension

Ø6.5 mm x 1.0 mm Height  
Ø6.5 mm x 2.0 mm Height  
Ø6.5 mm x 3.0 mm Height  
Ø6.5 mm x 5.0 mm Height  
Ø6.5 mm x 6.0 mm Height





IMPORTANT: OCT-XT (ITT) Ø6.0 mm implants feature a Ø6.5 mm restorative platform





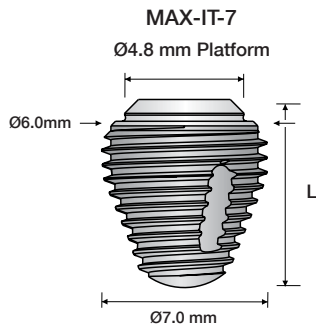
**MAX-IT Implants**  
**Ø7.0 mm**

**Surgical**

**Ø4.8 mm, Internal Octagon**

**Prosthetic**

IMPORTANT: MAX-IT Ø7.0 mm implants feature a Ø4.8 mm restorative platform



### MAX-IT-7 Implants

#### Product Code

- MAX IT 7-7
- MAX IT 7-9
- MAX IT 7-11

#### Dimension

Ø7.0 mm x 7 mm Length  
Ø7.0 mm x 9 mm Length  
Ø7.0 mm x 11 mm Length

TT0  
Torx Driver



### Cover Screw

#### Product Code

- TT0

#### Dimension

Ø4.8 mm Cover Screw

TT1  
Torx Driver



TT2  
Torx Driver



### Healing Abutments

#### Product Code

- TT1
- TT2
- TT3
- TT4.5

#### Dimension

Ø4.8 mm x 1.0 mm Height  
Ø4.8 mm x 2.0 mm Height  
Ø4.8 mm x 3.0 mm Height  
Ø4.8 mm x 4.5 mm Height

TT3  
Torx Driver

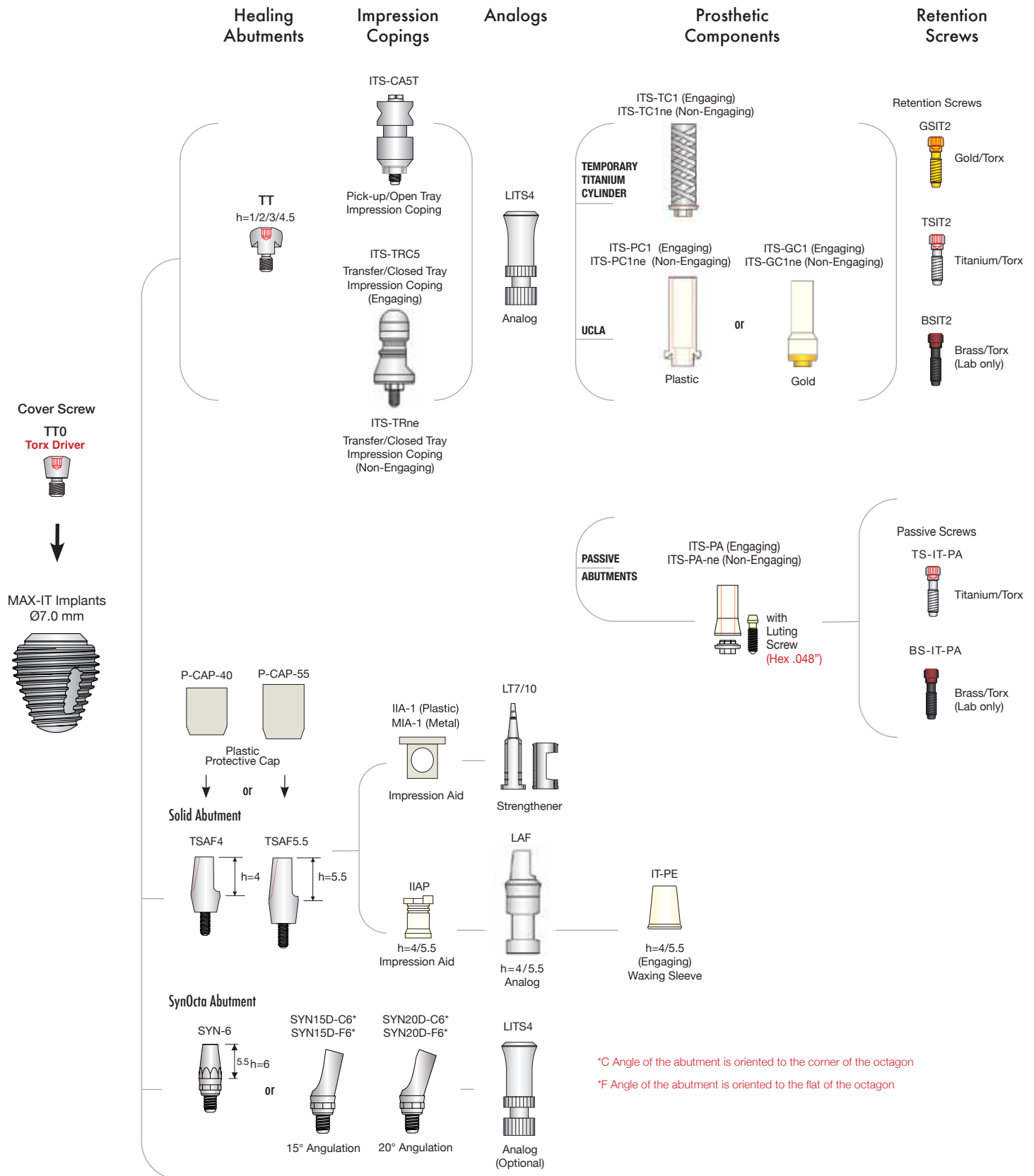


TT4.5  
Torx Driver



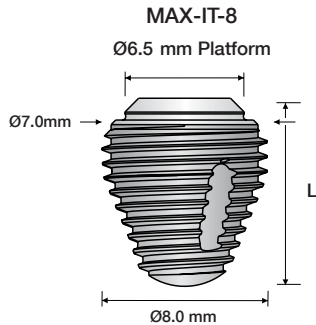


IMPORTANT: MAX-IT Ø7.0 mm implants feature a Ø4.8 mm restorative platform





IMPORTANT: MAX-IT Ø8.0 mm & Ø9.0 mm implants feature a Ø6.5 mm restorative platform



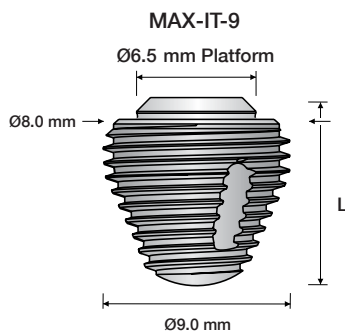
#### MAX-IT-8 Implants

##### Product Code

- MAX IT 8-7
- MAX IT 8-9
- MAX IT 8-11

##### Dimension

Ø8.0 mm x 7 mm Length  
Ø8.0 mm x 9 mm Length  
Ø8.0 mm x 11 mm Length



#### MAX-IT-9 Implants

##### Product Code

- MAX IT 9-7
- MAX IT 9-9
- MAX IT 9-11

##### Dimension

Ø9.0 mm x 7 mm Length  
Ø9.0 mm x 9 mm Length  
Ø9.0 mm x 11 mm Length



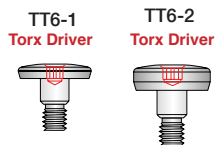
#### Cover Screw

##### Product Code

- TT6-0

##### Dimension

Ø6.5 mm Cover Screw




#### Healing Abutments

##### Product Code

- TT6-1
- TT6-2
- TT6-3
- TT6-5
- TT6-6

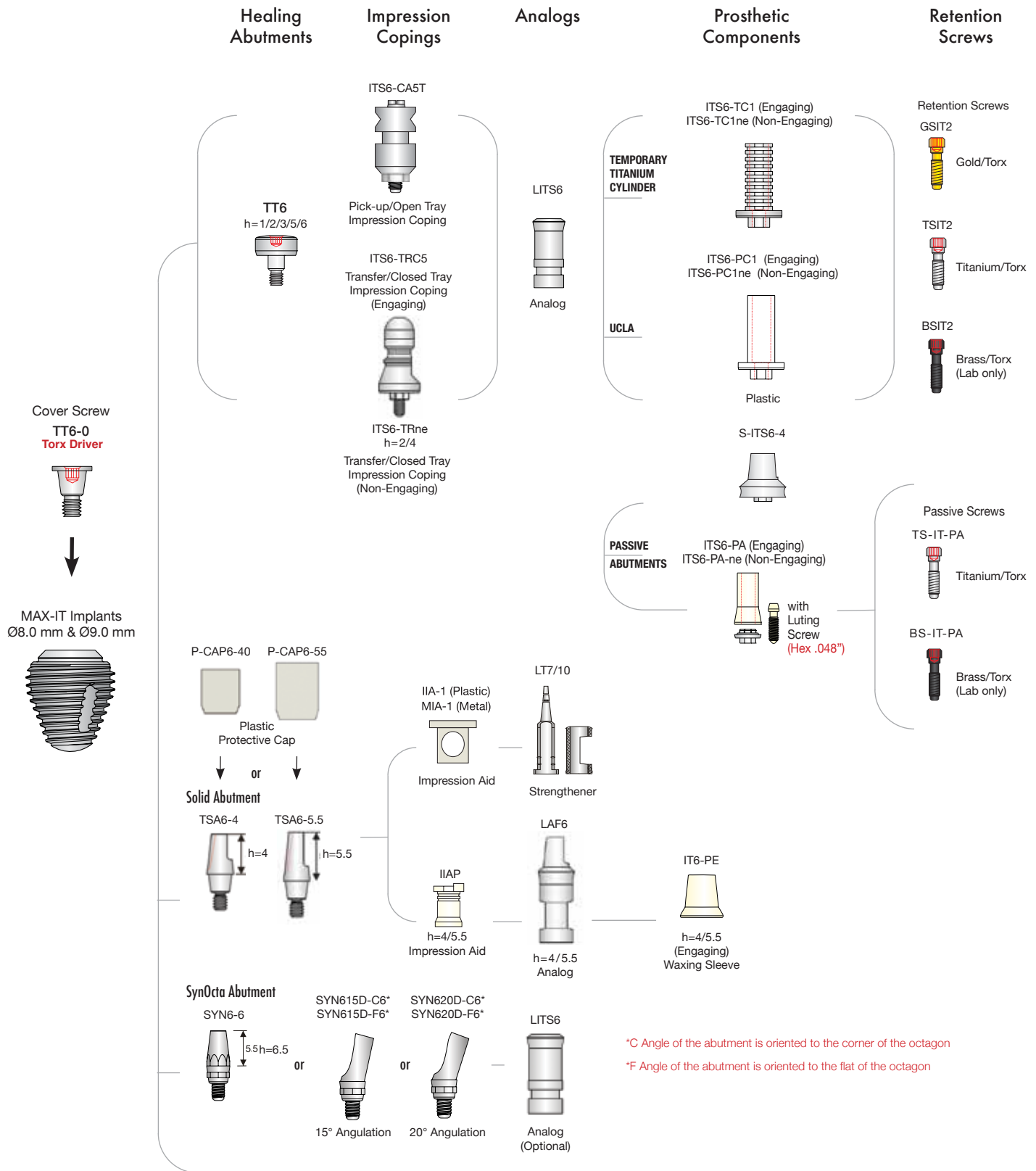
##### Dimension

Ø6.5 mm x 1.0 mm Height  
Ø6.5 mm x 2.0 mm Height  
Ø6.5 mm x 3.0 mm Height  
Ø6.5 mm x 5.0 mm Height  
Ø6.5 mm x 6.0 mm Height





IMPORTANT: MAX-IT Ø8.0 mm & Ø9.0 mm implants feature a Ø6.5 mm restorative platform



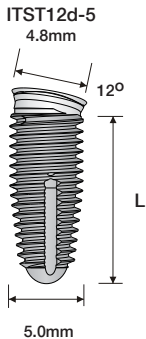


**OCT-X<sup>®</sup> (ITST12d) 12° Co-Axis  
Tapered Implants, Ø5.0 mm**

**Ø4.8 mm, Internal Octagon**

**Surgical  
Prosthetic**

IMPORTANT: Co-Axis (ITST12d) Ø5.0 mm OCT-X<sup>®</sup> implants feature a Ø4.8 mm restorative platform



**OCT-X<sup>®</sup> Ø5.0 mm Co-Axis**

**Product Code**

- ITST12d-510
- ITST12d-512
- ITST12d-514

**Dimension**

- Ø5.0 mm x 10 mm Length
- Ø5.0 mm x 12 mm Length
- Ø5.0 mm x 14 mm Length



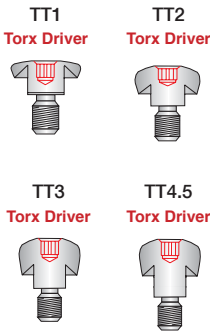
**Cover Screw**

**Product Code**

- TT0

**Dimension**

- Ø4.8 mm Cover Screw



**Healing Abutments**

**Product Code**

- TT1
- TT2
- TT3
- TT4.5

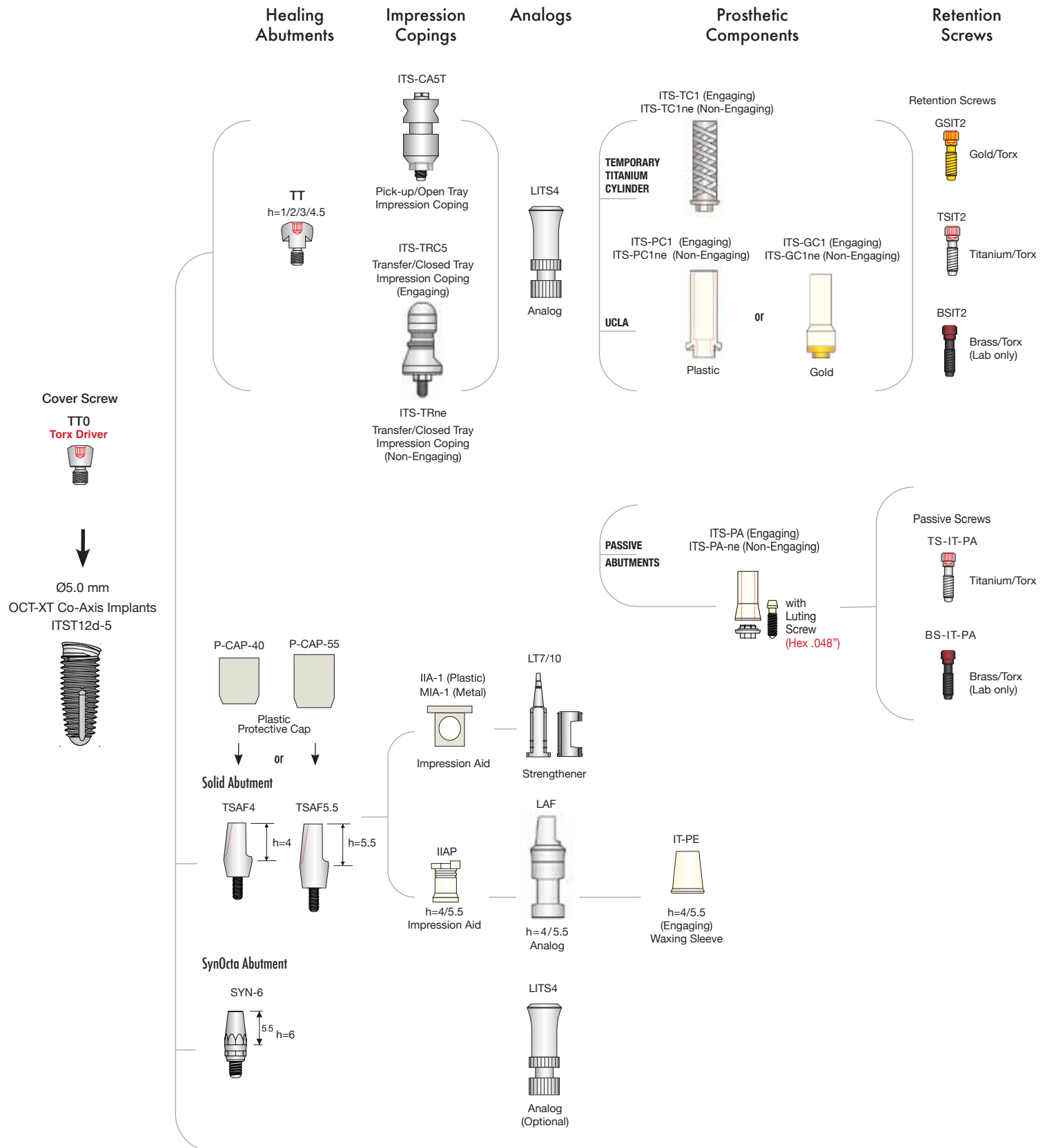
**Dimension**

- Ø4.8 mm x 1.0 mm Height
- Ø4.8 mm x 2.0 mm Height
- Ø4.8 mm x 3.0 mm Height
- Ø4.8 mm x 4.5 mm Height





IMPORTANT: Co-Axis (ITST12d) Ø5.0 mm OCT-XT implants feature a Ø4.8 mm restorative platform





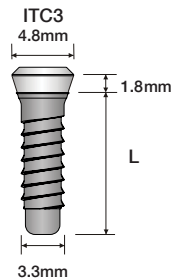
# OCT-XP (ITC) Parallel Implants Ø3.3 mm, Ø4.1 mm & Ø4.9 mm

Surgical

Ø4.8 mm, Internal Octagon

Prosthetic

IMPORTANT: OCT-XP (ITC) Ø3.3 mm, Ø4.1 mm & Ø4.9 mm implants feature a Ø4.8 mm restorative platform



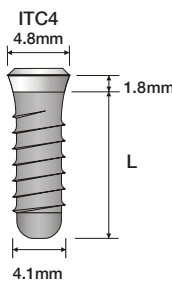
## OCT-XP Ø3.3 mm

### Product Code

- ITC306
- ITC308
- ITC310
- ITC312
- ITC314

### Dimension

Ø3.3 mm x 6 mm Length  
Ø3.3 mm x 8 mm Length  
Ø3.3 mm x 10 mm Length  
Ø3.3 mm x 12 mm Length  
Ø3.3 mm x 14 mm Length



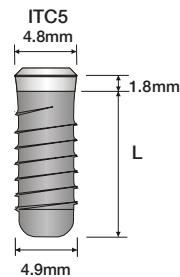
## OCT-XP Ø4.1 mm

### Product Code

- ITC406
- ITC408
- ITC410
- ITC412
- ITC414

### Dimension

Ø4.1 mm x 6 mm Length  
Ø4.1 mm x 8 mm Length  
Ø4.1 mm x 10 mm Length  
Ø4.1 mm x 12 mm Length  
Ø4.1 mm x 14 mm Length



## OCT-XP Ø4.9 mm

### Product Code

- ITC506
- ITC508
- ITC510
- ITC512
- ITC514

### Dimension

Ø4.9 mm x 6 mm Length  
Ø4.9 mm x 8 mm Length  
Ø4.9 mm x 10 mm Length  
Ø4.9 mm x 12 mm Length  
Ø4.9 mm x 14 mm Length



## Cover Screw

### Product Code

- TT0

### Dimension

Ø4.8 mm Cover Screw



## Healing Abutments

### Product Code

- TT1
- TT2
- TT3
- TT4.5

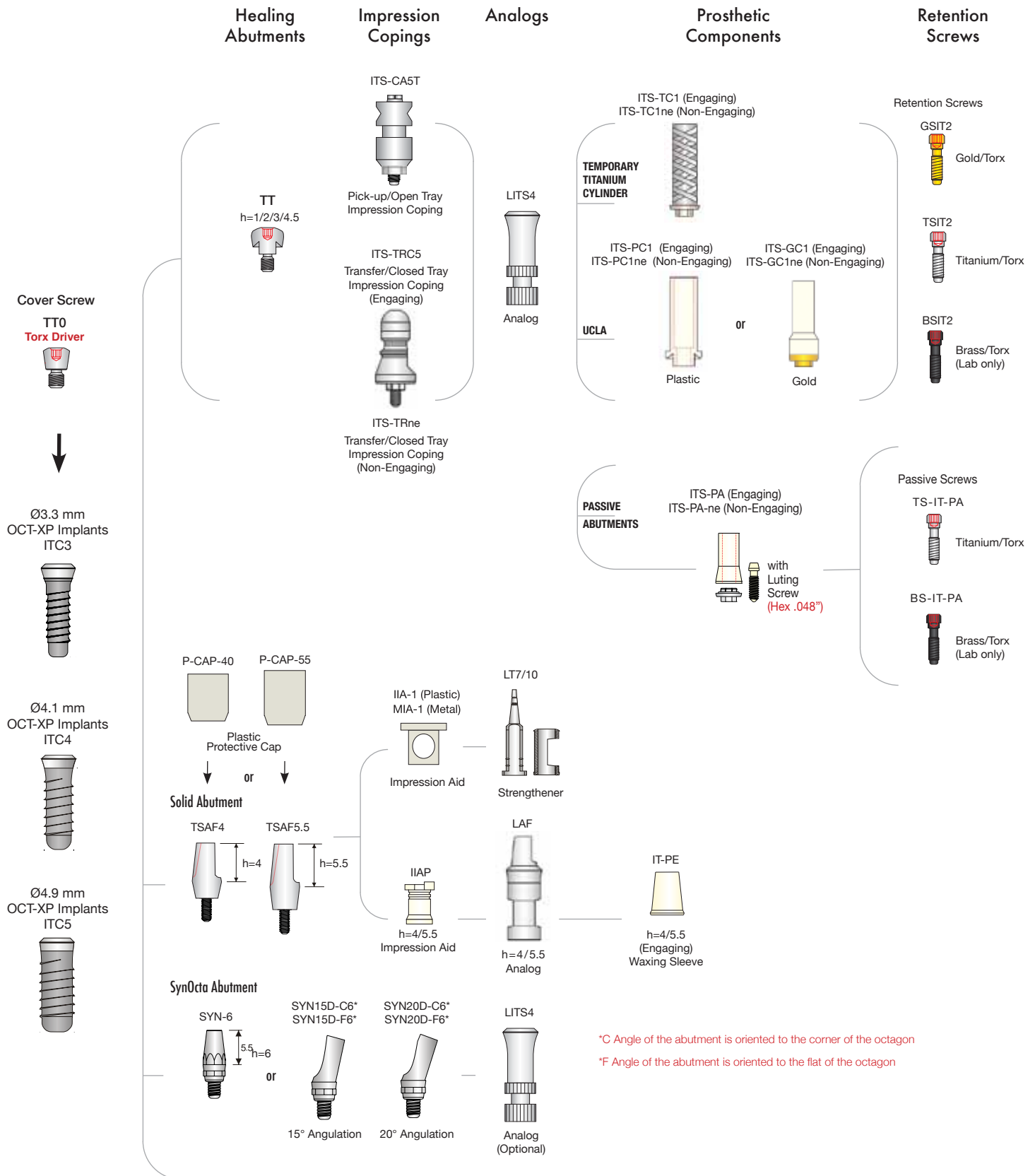
### Dimension


Ø4.8 mm x 1.0 mm Height  
Ø4.8 mm x 2.0 mm Height  
Ø4.8 mm x 3.0 mm Height  
Ø4.8 mm x 4.5 mm Height



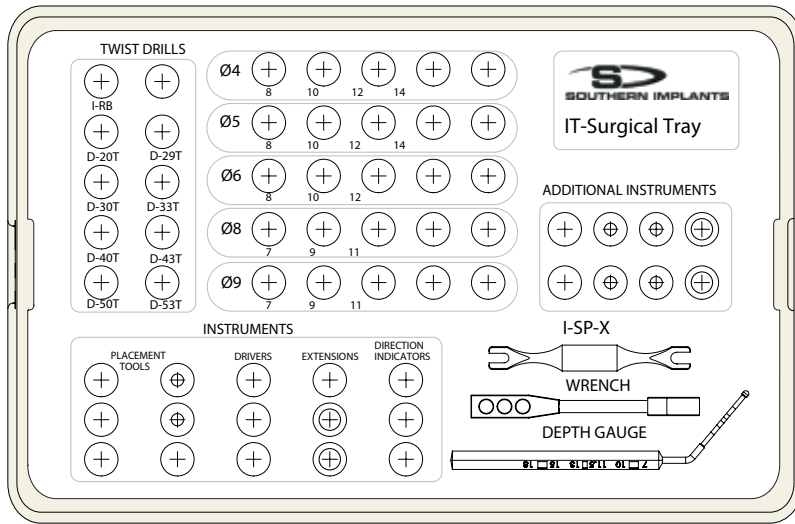


IMPORTANT: OCT-XP (ITC) Ø3.3 mm, Ø4.1 mm & Ø4.9 mm implants feature a Ø4.8 mm restorative platform



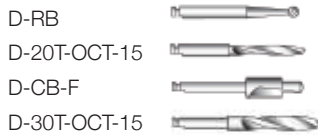


## Standard OCT-XT (Tapered) OCT-XP (Parallel) & OCT-XT 12° Co-Axis Surgical Tray



I-SURGICALTRAY-OCT

### Drills (Single Use)



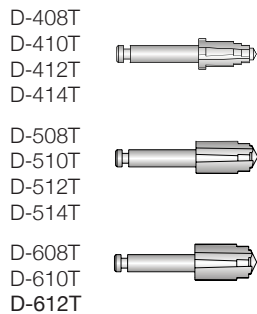
### Depth Gauge



### Direction Indicators



### Tapered Drills



### Insertion Tools

#### Latch Type



### Converter to Wrench



### Extension



### Open End Wrench



### Ratchet Wrench



### Torx Drivers

#### Handheld




#### Latch Type



#### Wrench Insert



### Twist Drills (Single Use)



### Torx Drivers

#### Handheld



#### Latch Type




#### Wrench Inserts



### Insertion Tools

#### Latch Type



#### Wrench Inserts




### Extensions

#### Fixture Mount

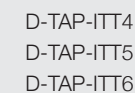
#### Wrench Insert



### Handle




### Tapered Bone Taps for OCT-XT Implants



## Additional Instruments


### Torque Wrench

I-TW-45  
15, 32, & 45 Ncm




### For 12° OCT-XT Co-Axis


#### Converter to Handpiece



#### Fixture Mount Converter



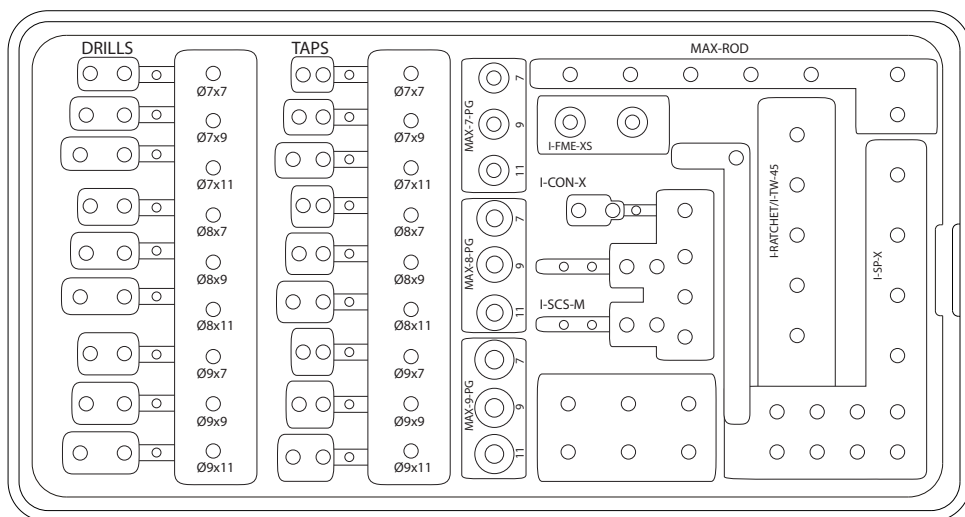
### Direction Indicator



### Solid Abutment Driver

Use only with TSAF4  
and TSAF5.5



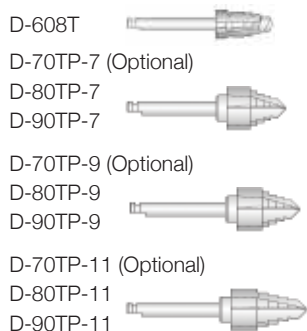


I-SURGICALKIT-MAX-IT


### Drills (Single Use)




### Tapered Drills



### Dedicated Bone Taps



### Profile Gauges



### MAX-ROD



### Placement Tool

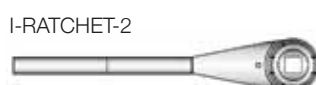


### Extension

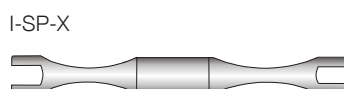
*Fixture Mount  
Wrench Insert*



### Ratchet Wrench



### Open End Wrench




### Torx Drivers



### Additional Instruments

#### Handle




#### Extension

*Fixture Mount  
Wrench Insert*



#### Torque Wrench

I-TW-45  
15, 32, & 45 Ncm



#### Torx Drivers

*Handheld*




*Latch Type*



*Wrench Inserts*





## Overdenture Prosthetic Options

### Locator

#### Locator System

**OCT**



Implant Ø	Height	Product Code
4.8 mm	.73 mm	LOC-8950
4.8 mm	2 mm	LOC-8951
4.8 mm	3 mm	LOC-8952
4.8 mm	4 mm	LOC-8953
4.8 mm	5 mm	LOC-8954
4.8 mm	6 mm	LOC-8955

#### Locator Attachments

#### Product Code

##### Locator Core Tool

LOC-8393



##### Locator Male Processing Package

LOC-8519-10

Titanium cap with black low density polyethylene male, block out spacer and nylon replica males (clear, pink, blue) - (10 pack)



##### Locator Male Processing Package


LOC-8519-2

Titanium cap with black low density polyethylene male, block out spacer and nylon replica males (clear, pink, blue) - (2 pack)



##### Locator Male Removal Tool

LOC-8397



##### Locator Impression Coping

(4 pack)

LOC-8505



##### Locator Female Analog - Ø4.0 mm

(4 pack)

LOC-8530



##### Locator Block-Out Spacer

(White) (2 pack)

LOC-8514



#### Locator Attachments

#### Product Code

##### Locator Parallel Post

(4 pack)

LOC-8517



##### Locator Processing

Replacement Male (Black) (4 pack)

LOC-8515



##### Locator Processing

Replacement Male (Grey) (4 pack)

LOC-8558



##### Locator Light Retention

Replacement Male (Pink) (4 pack)

LOC-8527



##### Locator Extra-Light Retention

Replacement Male (Blue) (4 pack)

LOC-8529



##### Locator Replacement

Replacement Male (Clear) (4 pack)

LOC-8524



##### Locator Extended Range

Replacement Male (Green) (4 pack)

LOC-8547



##### Locator Extra-Light Extended Range

Replacement Male (Red) (4 pack)

LOC-8548









##### Locator Abutment Driver 15 mm

LOC-8926



[illegible]

## Cytoplast® Non-Resorbable Membranes

	Description	Size	Qty	Product Code
	<b>Cytoplast Ti-250 Anterior Narrow</b> Titanium reinforced, high-density PTFE membrane • Ideal for narrow single-tooth extraction sites, especially where one or more bony walls are missing.	12 x 20 mm	2	Ti250AN-2
	<b>Cytoplast Ti-250 Anterior Single</b> Titanium reinforced, high-density PTFE membrane • Ideal size and shape for single-tooth extraction sites, especially where one or more bony walls are missing.	14 x 24 mm	2	Ti250AS-2
	<b>Cytoplast Ti-250 Posterior Large</b> Titanium reinforced, high-density PTFE membrane • Designed for grafting large bony defects, including ridge augmentation.	25 x 30 mm	2	Ti250PL-2
	<b>Cytoplast Ti-250 Posterior Single</b> Titanium reinforced, high-density PTFE membrane • Designed for grafting posterior extraction sites and limited ridge augmentation.	20 x 25 mm	2	Ti250PS-2
	<b>Cytoplast TXT-200 Singles</b> Micro-textured, high density PTFE membrane in a size ideal for single sites Applications: <ul style="list-style-type: none"> <li>• <i>Single tooth extraction site grafting</i></li> <li>• <i>Thin flaps</i></li> <li>• <i>Where primary closure is not possible</i></li> <li>• <i>Periodontal applications</i></li> </ul>	12 x 24 mm	10	TXT1224
	<b>Cytoplast TXT-200</b> Micro-textured, high density PTFE membrane Applications: <ul style="list-style-type: none"> <li>• <i>Large defects</i></li> <li>• <i>Thin flaps</i></li> <li>• <i>Where primary closure is not possible</i></li> <li>• <i>Periodontal applications</i></li> </ul>	25 x 30 mm	4	TXT2530



## Cytoplast® Resorbable Membranes



Description	Size	Qty	Product Code
<b>Cytoplast RTM 1520</b>	15 x 20 mm	2	RTM1520
<b>Cytoplast RTM 2030</b>	20 x 30 mm	2	RTM2030
<b>Cytoplast RTM 3040</b>	30 x 40 mm	2	RTM3040

### Cytoplast® RTM Collagen

Type 1 bovine collagen membrane

Resorption profile: 26 -38 weeks

Applications: • *Periodontal defects*  
• *Sinus lift osteotomies*  
• *Repair of access windows*  
• *Soft tissue augmentation*  
• *Periapical lesions*

## Cytoplast® PTFE Suture



Description	Diameter	Needle	Qty	Product Code
<b>CS-0618 Premium</b>	USP 4-0	C-3	12	CS0618PREM
13 mm premium reverse cutting needle. Offers over 50% longer cutting edges, giving needles a more slender, defined shape that greatly decreases the force applied to the needle during surgery.				
<b>CS-0618 Perio</b>	USP 4-0	T-22	12	CS0618PERIO
13 mm taper point needle. Often used on soft tissue grafts and suturing of delicate tissues that require an atraumatic needle.				
<b>CS-0618 RC</b>	USP 4-0	C-22	12	CS0618RC
Most popular of the smaller CS-06 sutures. 16 mm reverse cutting needle. Often used for dental implant and bone grafting procedures where a very small diameter suture is desired.				
<b>CS-0518</b>	USP 3-0	C-22	12	CS0518
Most popular size, especially for dental implant and bone grafting procedures. 16 mm reverse cutting needle.				
<b>CS-051819</b>	USP 3-0	C-6	12	CS051819
Most popular size, especially for dental implant and bone grafting procedures. 19 mm reverse cutting needle.				
<b>CS-0418</b>	USP 2-0	C-6	12	CS0418
19 mm reverse cutting needle, which is popular for procedures where a longer needle is desired.				

# Surgical Motors



Description	Product Code
<b>Elcomed SA-310</b> (With USB Documentation)	WH-15933100
<b>Elcomed SA-310</b> (Without USB Documentation)	WH-15933102
<b>Implantmed SI-915</b> (White)	WH-16929001
<b>WI-75 E/KM 20:1 Handpiece</b>	WH-10207550
<b>WI-75 LED G 20:1 Handpiece</b> (With light source)	WH-10207560
<b>WS-75 E/KM, 20:1 Handpiece</b> (Dismantleable)	WH-10207510
<b>Disposable Irrigation Tubing Complete</b> (6 pack)	WH-04363600
<b>Irrigation Tubing with Luer-Lock</b> (Disposable green: 10 pack)	WH-00929300
<b>Autoclavable Irrigation Spike Assembly</b> (With roller clamp)	WH-06338400
<b>Autoclavable Pump Tubing with Connectors</b>	WH-04013900

*Note: Additional contra angles, straight handpieces, angled handpieces and LED handpieces are available upon request.*



## Southern Implants Inc. Terms and Conditions

Thank you for ordering Southern Implants products. It is our commitment to provide you with the highest quality dental products. These terms and conditions apply in all instances except where other provisions are agreed to between Southern Implants and its business partners in advance by written agreement.

**Order Processing & Shipping:** Orders will be processed the same day if received before 2:00 pm PST/5:00 pm EST and will be shipped within the continental US and Canada by second day delivery, unless otherwise specified.

**Pricing:** Prices are subject to change without prior notice.

**Shipments:** Southern Implants is not responsible for any delays in shipment caused by the freight company/courier.

**Discrepancies:** Be sure to check your purchase immediately upon receipt. Any discrepancies must be reported to our customer service team within 48 hours of receipt of shipment.

**Payment Terms:** Payment is due in full within 30 days of invoice date.

**Payment Options:** Prepayment for first time orders will normally be required. We accept VISA, MasterCard, Discover and American Express. Payment by check should be mailed to our head office address at 5 Holland, Building 209, Irvine CA 92618. A fee of \$20 will be applied to your account for any returned checks. Contact Customer Service for information regarding payment by wire transfer.

**Service Charges:** Service charges of 1 1/2% per month, 18% per annum, will be applied to balances carried over 30 days from invoice date.

**General Limited Warranty:** Southern Implants, Inc. warrants that its products will be free of defects in material and workmanship and shall be of merchantable quality. This warranty applies only to the original purchaser. In the event of a defect, please notify Southern Implants Customer Service of the defect prior to returning any product. Southern Implants, at its option, will either repair or replace the product. Southern Implants also offers a Limited Lifetime Warranty on implants and restorative components. Southern Implants makes no other warranties, express or implied, except as set forth above.

**Warranty Limitations:** Purchaser assumes all risks and liability from the use of these products, whether used separately or in combination with other products not provided by Southern Implants. Southern Implants strongly recommends proper implant training and strict adherence to surgical and prosthetic protocols as well as instructions for use when provided with our products.

**Return/Exchange Policy:** For returns or exchanges of product contact Southern Implants' Customer Service Department at 866-700-2100 or by email at [customerservice@southernimplants.us](mailto:customerservice@southernimplants.us) or your local distributor. Product returns must be unopened, undamaged and received within 30 days of the invoice date for full refund or credit accompanied by the Southern Implants Return Form. Products received within 31-90 days of the invoice date are subject to a 15% restocking fee. No returns over 90 days from invoice date are accepted.

**Return Instructions:** Wrap package securely and send in either a box or padded envelope. Do not send merchandise in a letter envelope due to the risk of damage. Include the completed Southern Implants Return Form in the package. Insure your shipment appropriately. Southern Implants is not responsible for your shipping cost in returning or exchanging product. Returns will not be accepted if freight has been charged to our account with our courier company.



**SOUTHERNIMPLANTS**

Bright Ideas in Dental Implants



5 Holland Building 209 Irvine, CA 92618

**Toll Free** 866 700-2100 **Tel** 949 273-8505 **Fax** 949 273-8508

[www.southernimplants.us](http://www.southernimplants.us)

©2011 Southern Implants Inc. All rights reserved. SIM-11-06OCT